213738-5 ✔ ACTIVE

AMP | AMP Metrimate

TE Internal #: 213738-5

Standard Rectangular Connectors, Connector Assembly, Receptacle, Mating Alignment, Polarization Mating Alignment Type, AMP Metrimate

View on TE.com >

Connectors > Rectangular Connectors > Standard Rectangular Connectors



Connector Product Type: **Connector Assembly**

Connector & Housing Type: **Receptacle**

Mating Alignment: **With**

Mating Alignment Type: **Polarization**

Mating Retention: **Without**

Features

Product Type Features

Connector Type	Header
Connector Product Type	Connector Assembly
Connector & Housing Type	Receptacle
Connector System	Wire-to-Board
Insertion Force Type	Normal
Sealable	No
Connector & Contact Terminates To	Printed Circuit Board

Configuration Features

PCB Mount Orientation	Vertical
Number of Positions	19
Number of Rows	5
Panel Gasket	Without

Electrical Characteristics

Operating Voltage	600 VDC

Body Features

Drawer Style	Standard

Contact Features

Contact Layout	Matrix
Contact Type	Pin
Contact Transmits (Typical)	Signal (Data)
PCB Contact Termination Area Plating Material	Tin
Contact Mating Area Plating Material	Gold
Contact Retention Within Housing	Without
Contact Current Rating (Max)	7.5 A

Termination Features

Termination Method to Printed Circuit Board	Through Hole - Solder
Termination Method to Wire & Cable	Crimp Terminal

Mechanical Attachment

Mating Alignment	With
Mating Alignment Type	Polarization
Mating Retention	Without
PCB Mount Retention	With
PCB Mount Retention Type	Mounting Hole
Connector Mounting Type	Board Mount

Housing Features

Housing Color	Black
Housing Material	Polyester
	.2 in

Dimensions

	2.162 in
PCB Thickness (Recommended)	1.6 mm[.063 in]
Tail Length	3.68 mm[.145 in]
Row-to-Row Spacing	4.39 mm[.173 in]

Usage Conditions

Operating Temperature Range	-55 – 130 °C[-67 – 266 °F]

Operation/Application

For Use With	Hardware 208211-1 or -4, Plug Housing
Shielded	No
Circuit Application	Power & Signal

Industry Standards

CSA Rating	LR 16455
Agency/Standard	CSA, UL, VDE
UL Rating	Certified, Recognized
VDE Tested	Yes
CSA File Number	LR16455
UL File Number	E28476
UL Flammability Rating	UL 94V-0

Packaging Features

Packaging Quantity	12
Packaging Method	Box & Tray, Tray

Other

Comment	Hardware not supplied.

Product Compliance

For compliance documentation, visit the product page on TE.com>

EU RoHS Directive 2011/65/EU	Compliant
EU ELV Directive 2000/53/EC	Compliant
China RoHS 2 Directive MIIT Order No 32, 2016	No Restricted Materials Above Threshold
EU REACH Regulation (EC) No. 1907/2006	Current ECHA Candidate List: JUNE 2022 (224) Candidate List Declared Against: JUNE 2022 (224) Does not contain REACH SVHC
Halogen Content	Not Low Halogen - contains Br or Cl > 900 ppm.
Solder Process Capability	Wave solder capable to 265°C

Product Compliance Disclaimer

This information is provided based on reasonable inquiry of our suppliers and represents our current actual knowledge based on the information they provided. This information is subject to change. The part numbers that TE has identified as EU RoHS compliant have a maximum concentration of 0.1% by weight in homogenous materials for lead, hexavalent chromium, mercury, PBB, PBDE, DBP, BBP, DEHP, DIBP, and 0.01% for cadmium, or qualify for an exemption to these limits as defined in the Annexes of Directive 2011/65/EU (RoHS2). Finished electrical and electronic equipment products

will be CE marked as required by Directive 2011/65/EU. Components may not be CE marked. Additionally, the part numbers that TE has identified as EU ELV compliant have a maximum concentration of 0.1% by weight in homogenous materials for lead, hexavalent chromium, and mercury, and 0.01% for cadmium, or qualify for an exemption to these limits as defined in the Annexes of Directive 2000/53/EC (ELV). Regarding the REACH Regulation, the information TE provides on SVHC in articles for this part number is based on the latest European Chemicals Agency (ECHA) 'Guidance on requirements for substances in articles' posted at this URL: https://echa.europa.eu/guidance-documents/guidance-on-reach

Compatible Parts

TE Part # 208210-2
METRIMATE SOCKET 19 POSN

Also in the Series | AMP Metrimate

Insertion & Extraction Tools(1)



PCB Headers & Receptacles(83)

Rectangular Boots & Strain Relief(5)



Rectangular Connector Hardware(3)

Rectangular Connector Housings(35)

Rectangular Connector Keying Plugs(1)

Rectangular Contact Inserts(4)

Rectangular Power Connectors(2)



Standard Rectangular Connectors(5)

Documents

Product Drawings

19P PLUG ASY,DRWR CONN LF

English

CAD Files

Customer View Model

ENG_CVM_213738-5_J1.3d_igs.zip

English

Customer View Model

ENG_CVM_213738-5_J1.3d_stp.zip

English

Customer View Model

ENG_CVM_213738-5_J1.2d_dxf.zip

English

3D PDF

English

3D PDF

3D

Customer View Model

ENG_CVM_CVM_213738-5_L.2d_dxf.zip

English

Customer View Model

ENG_CVM_CVM_213738-5_L.3d_igs.zip

English

Customer View Model

ENG_CVM_CVM_213738-5_L.3d_stp.zip

English

By downloading the CAD file I accept and agree to the Terms and Conditions of use.

Datasheets & Catalog Pages

METRIMATE_PIN_SOCKET_CATALOG

English

Product Specifications

Application Specification

English